



Modular Cooking Range Line thermaline 85 - Water mixing tap with lever, 1 Side with Backsplash

ITEM # _____

MODEL # _____

NAME # _____

SIS # _____

AIA # _____



588558
(MBEAGBB300) Water mixing tap with lever, one-side operated with backsplash

Short Form Specification

Item No. _____

Water mixing tap with lever for hot and cold water. Unit constructed according to DIN 18860_2 with 20 mm drop nose top. Internal frame for heavy duty sturdiness in stainless steel. 2 mm top in 1.4301 (AISI 304). Flat surface construction, easily cleanable. THERMODUL connection system enables seamless worktop when units are connected and avoids soil penetrating.

IPX5 water resistant certification.

Configuration: Freestanding, one side operation with backsplash.

Main Features

- All major components may be easily accessed from the front.
- THERMODUL connection system creates a seamless work top when units are connected to each other thus avoiding soil penetrating vital components and facilitating the removal of units in case of replacement or service.
- IPX5 water resistance certification.
- Water mixing unit for hot and cold water.
- Large stainless steel tap.

Construction

- 2 mm top in 1.4301 (AISI 304).
- Flat surface construction with minimal hidden areas to easily clean all surfaces
- Unit constructed according to DIN 18860_2 with 20 mm drop nose top and 70 mm recessed plinth.
- Internal frame for heavy duty sturdiness in stainless steel.

APPROVAL: _____

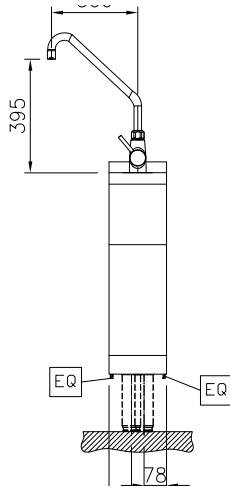


Optional Accessories

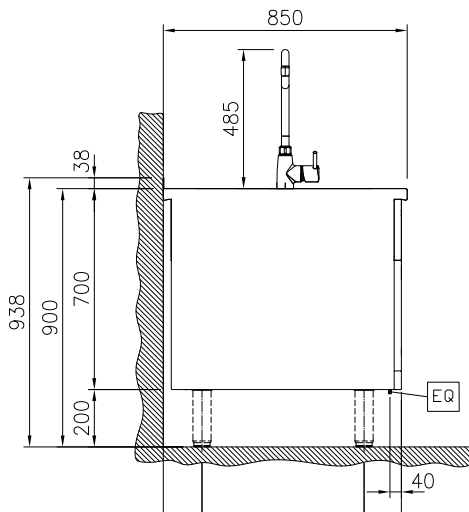
- Connecting rail kit for appliances with backsplash, 850mm PNC 912498
- Portioning shelf, 200mm width PNC 912520
- Portioning shelf, 200mm width PNC 912550
- Folding shelf, 300x850mm PNC 912579
- Folding shelf, 400x850mm PNC 912580
- Fixed side shelf, 200x850mm PNC 912586
- Fixed side shelf, 300x850mm PNC 912587
- Fixed side shelf, 400x850mm PNC 912588
- Stainless steel plinth, against wall, 200mm width PNC 912876
- Stainless steel side panel, 850x700mm, right side, against wall PNC 913003
- Stainless steel side panel, 850x700mm, left side, against wall PNC 913004
- Back panel, 200x700mm, for units with backsplash PNC 913007
- Endrail kit, flush-fitting, with backsplash, left PNC 913115
- Endrail kit, flush-fitting, with backsplash, right PNC 913116
- Endrail kit (12.5mm) for thermaline 85 units with backsplash, left PNC 913206
- Endrail kit (12.5mm) for thermaline 85 units with backsplash, right PNC 913207
- U-clamping rail for back-to-back installations with backsplash PNC 913226
- Insert profile, d=850mm PNC 913231
- Side reinforced panel only in combination with side shelf, for against the wall installations, right PNC 913261
- Side reinforced panel only in combination with side shelf, for against the wall installations, left PNC 913262
- Stainless steel dividing panel, 850x700mm, (it should only be used between Electrolux Professional thermaline Modular 85 and thermaline C85) PNC 913670
- Stainless steel side panel, 850x700mm, flush-fitting (it should only be used against the wall, against a niche and in between Electrolux Professional thermaline and ProThermetic appliances and external appliances - provided that these have at least the same dimensions) PNC 913686

Modular Cooking Range Line thermaline 85 - Water mixing tap with lever, 1 Side with Backsplash

Front

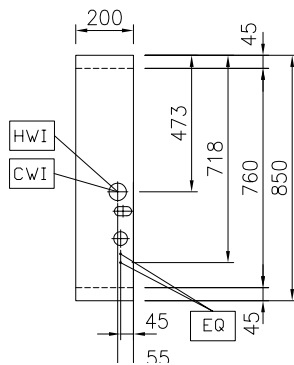


Side



CWI1 = Cold Water inlet 1 (cleaning)
 HWI = Hot water inlet

Top



Water:

Inlet water line size:	
588558 (MBEAGBB300)	3/4"
Incoming Cold/hot Water line size:	3/4"

Key Information:

External dimensions, Width:	200 mm
External dimensions, Depth:	850 mm
External dimensions, Height:	700 mm
Net weight:	26 kg